

NEW HEAVY DUTY DRAWER BOX CLAMP



JLT Model #190B-M2 **PNEUMATIC HEAVY DUTY DRAWER CLAMP**

Features Include:


- ▶ 10" x 24" x 35" Maximum Capacity
- ▶ Pneumatic Foot Pedal Operation
- ▶ Dual Fast Acting Horizontal Pneumatic Clamps with 2" Stroke
- ▶ Newly Designed Aluminum Side Plates Provide a Solid, Flat Clamping Surface
- ▶ Quick Adjusting Roller Carriage Eliminates Set-Up for Faster Changeovers
- ▶ Complete 3 Year Warranty
- ▶ Machine Footprint 70"L x 60"H x 32"W

The JLT Heavy Duty Drawer Clamp is Designed to Clamp & Square, Solid Wood DOVETAIL and DOWELED Constructed Drawers. Our New Design Offers a Sturdy, Built to Last Machine with Precise Squaring and Ample Clamping Pressure. Quick Adjusting Clamps Eliminate Setup Times and Pneumatic Operation Offers 2 Second Squaring.

Optional Features Now Available:



- ▶ 12" Wide Pressure Shoes with Aluminum Side Plates
- ▶ Larger Capacity 48" Opening





- ◀ Newly updated 100% tubular steel machine frame
- ◀ New 1/2" thick UHMW table surface is durable and easy to clean
- ◀ Standard capacity 10" x 24" x 35" / Optional 48" opening
- ◀ Easy to use foot pedal operation for primary pneumatic function


- ▶ Easy glide vertical roller carriage for faster changeovers
- ▶ One hand carriage adjusting with vertical rod and handle grip
- ▶ Includes 3 sets of 10" wide pressure shoes with 1/2" thick aluminum pressure plates
- ▶ Achieve up to 3000# of clamping force @100 PSI



- ◀ Heavy duty diaphragm cylinders provide 2" stroke
- ◀ Lever valve pressure hold system is ideal for solid wood doveled constructed drawers
- ◀ Side mounted lever valve can operate as secondary pneumatic operation

*Designed for the Custom Shop
Clamp and Square more Dovetail or
Doweled Drawers*

*Easy to Use Pneumatic Controls
Precise - 2 Second Squaring*



2949 Lee's Chapel Road
Browns Summit, NC 27214
Tel 800.901.8037
Fax: 336.375.1112



CALL
800.901.8037



www.jltclamps.com