


Safety Speed Cut Manufacturing Co., Inc.



PANEL SAWS AND PANEL ROUTERS

SSC[®] VERTICAL PANEL SAW



Model 7400

American Style

Production Duty

Precision Quality

Available with Scoring




SSC® VERTICAL PANEL SAW

— Features Include —

- One piece, all steel frame requires NO IN FIELD alignment or adjustment.
- Roller material carriage features no saw dust build up and non-adjustable, permanently aligned rollers (patent pending).
- Precision vertical movement of saw carriage on Dual-Vee sealed ball bearings and machined guide ways.
- Built in dust control ready to connect to your in house dust control system or optional industrial shop vac.
- Floating, adjustable saw foot (chrome plated) rides gently on the surface of material being cut. This prevents all vibration and insures chip free cutting.
- Adjustable vertical and horizontal rulers.
- Single indexing pin control allows motor to rotate 90° right or left to horizontal cutting position on Dual-L-Vee sealed ball bearings.
- Adjustable kerf spreader supports the upper panel during horizontal cutting operations.
- Non-marring hold down bar (space reducer) keeps thin, flexible panels flat while being moved through the machine.
- Totally enclosed counter balancing weight system.
- 220 Volt, 10.5 Amp, 2 H.P. continuous duty induction motor develops 5,200 and 3 H.P. at the saw blade.
- Power supply disconnects at stop/start switch for safe changing of saw blades.
- American design allows factory adjustment of alignment and eliminates costly alignment and adjustment in the field by trained technicians.
- Model 7400 Panel Saws are guaranteed to cut accurately within + or - 0.005.
- Open spacing design allows easy access to all ball bearings for cleaning or replacement should it ever become necessary.

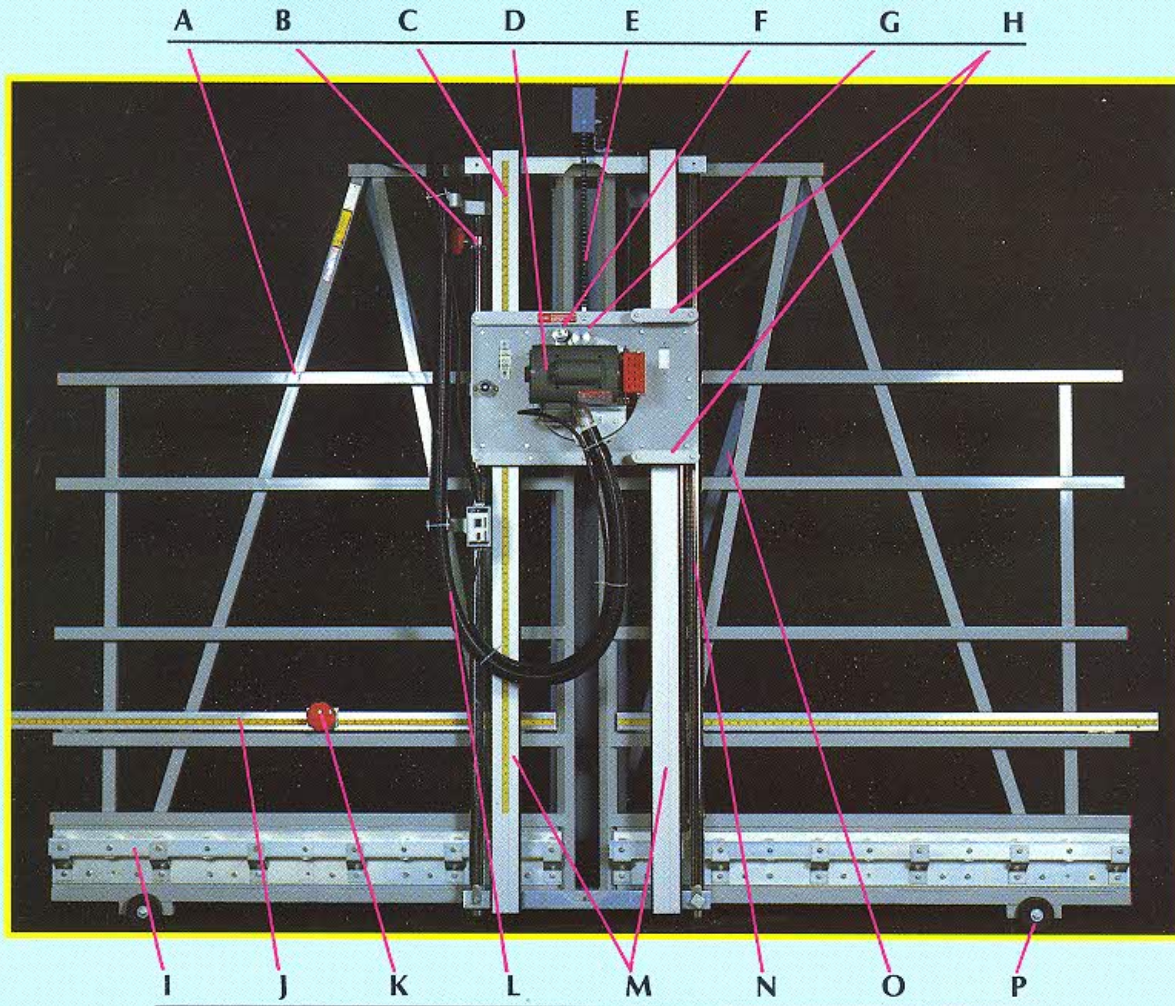
NOTE: MODEL 7400 SCORING SYSTEM

Safety Speed Cut has now developed a carbide knife scoring system for the Model 7400 Production Duty Vertical Panel Saw. This unique system uses twin carbide knives to produce score marks directly in line with the main saw blade. The score marks are easily adjusted to match the kerf line of the saw blade and the economical carbide knives can be rotated four (4) times before being replaced. Although this system has been used successfully on some European style panel saws, the SSC Model 7400 is the only American made, vertical panel saw to offer this technology on an economically priced machine.





VERTICAL PANEL SAW




- | | | | |
|---|---|---|--|
| A | All steel non-adjustable frame | I | Permanently aligned roller material carriage |
| B | Upper panel support (kerf spreader) | J | Adjustable rulers for vertical cuts |
| C | Adjustable rulers for horizontal cuts | K | Adjustable stop block |
| D | Thermo overload protected induction motor | L | Built-in dust control |
| E | Enclosed counter balancing weight system | M | Machined "H" beam guide ways |
| F | Indexing pin control for 90° rotation right or left | N | Hold down bar (space reducer) |
| G | Floating saw foot adjustment controls | O | Stand (free standing operation) |
| H | Operators handles | P | Wheels (for portability) |

The Model 7400 SSC Panel Saw offers a new choice to anyone considering a vertical, precision, production duty Panel Saw. The Model 7400 represents over 30 years of Panel Saw manufacturing experience and we are confident it will meet or exceed your panel sizing demands.


MANUFACTURED BY
*Safety Speed Cut
Manufacturing Co., Inc.*
13460 North Hwy. 65
Anoka, MN 55304
Phone (612) 755-1600

DISTRIBUTED BY



VERTICAL CUTTING

Vertical cross cuts are made quickly, safely, and accurately by one person on the space saving Model 7400 Panel Saw. Panels being cut to size are simply placed on the lower material carriage, ROLLED under the saw carriage and up to the pre-set stop block. The saw carriage is then lowered downward through the material, cutting the panel to size. Precision accuracy is maintained by controlling the vertical movement of the saw carriage on machined guide ways and Dua-L-Vee sealed ball bearings.



HORIZONTAL CUTTING

Horizontal cuts are made by rotating the saw motor 90°, locking the saw carriage in place, and rolling the material through the machine. An adjustable upper panel support blade (kerf spreader) can be set to support the weight of the top panel during horizontal cutting. Cutting accuracy is insured by the PERMANENTLY ALIGNED, conveyer type, PRECISION roller material carriage. The rollers are full hard aluminum, 2½" in diameter, and are placed just 2¾" apart. They feature D.U. Bearing inserts and are permanently fixed in line ± 0.002 .

STANDARD MODELS

SPECIFICATIONS	MODEL 7400	MODEL 7400-XL
Maximum Length of Cut	Unlimited	Unlimited
Maximum Width of Cut (Horizontal)	67"	67"
Maximum Width of Cut (Vertical)	64"	64"
Maximum Depth of Cut	2¼"	2¼"
Saw Blade Diameter	8"	8"
Motor Power	2 H.P. Motor	2 H.P. Motor
RPM	Motor = 3,450 Blade = 5,200	Motor = 3,450 Blade = 5,200
Voltage	220 V, 10,5 Amp.	220 V, 10.5 Amp.
Hertz	60 HZ	60 HZ
Phase	Single	Single

OVERALL DIMENSIONS	MODEL 7400	MODEL 7400-XL
Length	10'	13'
Width	45"	45"
Height	96"	96"
Weight	750 lbs.	850 lbs.

STANDARD EQUIPMENT INCLUDES

Continuous Duty Induction Motor, 2 H.P., 10.5 Amp., 60 HZ, Single Phase, 5,200 RPM Blade Speed, Built In Dust Control, Adjustable Rulers, Roller Material Carriage, Frame Stand, Wheels, Kerf Spreader, Hold Down Bar (Reducer), Length Stop, Fixed Depth of Cut Head, 8" Planer Style Carbide Tipped Saw Blade, Blade Wrench, Owners Manual and Midway Fence System.

AVAILABLE OPTIONS

- Deluxe Stop Bar Gauging System
- 1 H.P. Dust Collecting System
- 2¼" H.P. Dust Collecting System
- Precision Panel Saw Carbide Tipped Saw Blades
- 3 Phase 3 H.P. Motor - 230/460 V.
- Carbide Knife Scoring System

SET UP AND INSTALLATION INSTRUCTIONS

Safety Speed Cut Model 7400 Panel Saws are FACTORY ALIGNED and do not require costly in field set up and adjustment.

SHIPPING INFORMATION

Model 7400 Panel Saws are shipped F.O.B. Anoka, MN on a freight collect basis via Allied Van Lines. All machines are shipped uncrated, set up and ready for use.



PANEL SAWS AND PANEL ROUTERS

