
SLAT-BED EDGE GLUER



ROSENQUIST, INC.


SLAT-BED EDGE GLUER

EDGE-GLUING PRESS

Heavy-duty hydraulic press with NFPA standard cylinders. Horizontal cylinders may be adjusted to center on various stock dimensions. Standard capacities: 4.5", 6.5" and 8.5", custom sizes available. Vertical pressure supplied by 12" air pods.


SLAT-BED CONVEYOR

Rugged aluminum slat-bed conveyor passes completely through the press. Aluminum construction aids in optimum RF generator efficiency. Available with variable speed controls and automatic pause function.



RADIO FREQUENCY GENERATOR

Dependable, high-performance generator has solid-state power supply. Output ranges available: 3 kw to 300 kw. Comes standard with overload protection on power tube and other components.



CONTROL CONSOLE

Remote pushbutton control console features programmable logic controller circuitry for maximum reliability and flexibility. Can be designed to customer specifications.



ROSENQUIST, INC.

Things You Need To Know About Our SLAT-BED EDGE GLUER

- Custom-designed to meet customer specifications.
- Highest quality materials and brand-name components used throughout.
- Many of the standard features of this machine are options on competitive machines.
- Complete installation and ongoing maintenance supplied by Rosenquist.
- Glue spreader attachment is available.
- Since 1978, Rosenquist has been the leader in high quality radio frequency presses.

Some Common Applications:



Edge Gluing



Veneering



Face Gluing




ROSENQUIST, INC.

The Leader In Radio Frequency Technology

PO Box 2064 / Old Hwy. 421 West
North Wilkesboro, NC 28659

TEL 910-667-1967

FAX 910-667-0635



**Call Today for a FREE
Copy of the 20-Page:**

*The Woodworker's Guide To
Radio Frequency Gluing*

by Steve Rosenquist

PROFIT THROUGH AMERICAN TECHNOLOGY
WOOD MACHINERY
MANUFACTURERS
OF AMERICA

Printed in USA